

# INSTALLATION INSTRUCTIONS

## 4" SPORT BAR suitable for Isuzu D-MAX 2012-2015

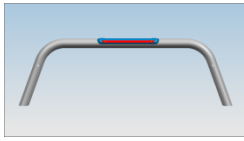







### Before Installation

- Please read the instructions completely and carefully
- The figures here are for reference only and may have differences with the actual product you receive, however they share the same method of assembly.



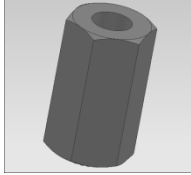
### Care and Cleaning

- Mild soap may be used to clean the product.
- Please periodically check and retighten all hardware to ensure maximum life and durability.

### Parts list

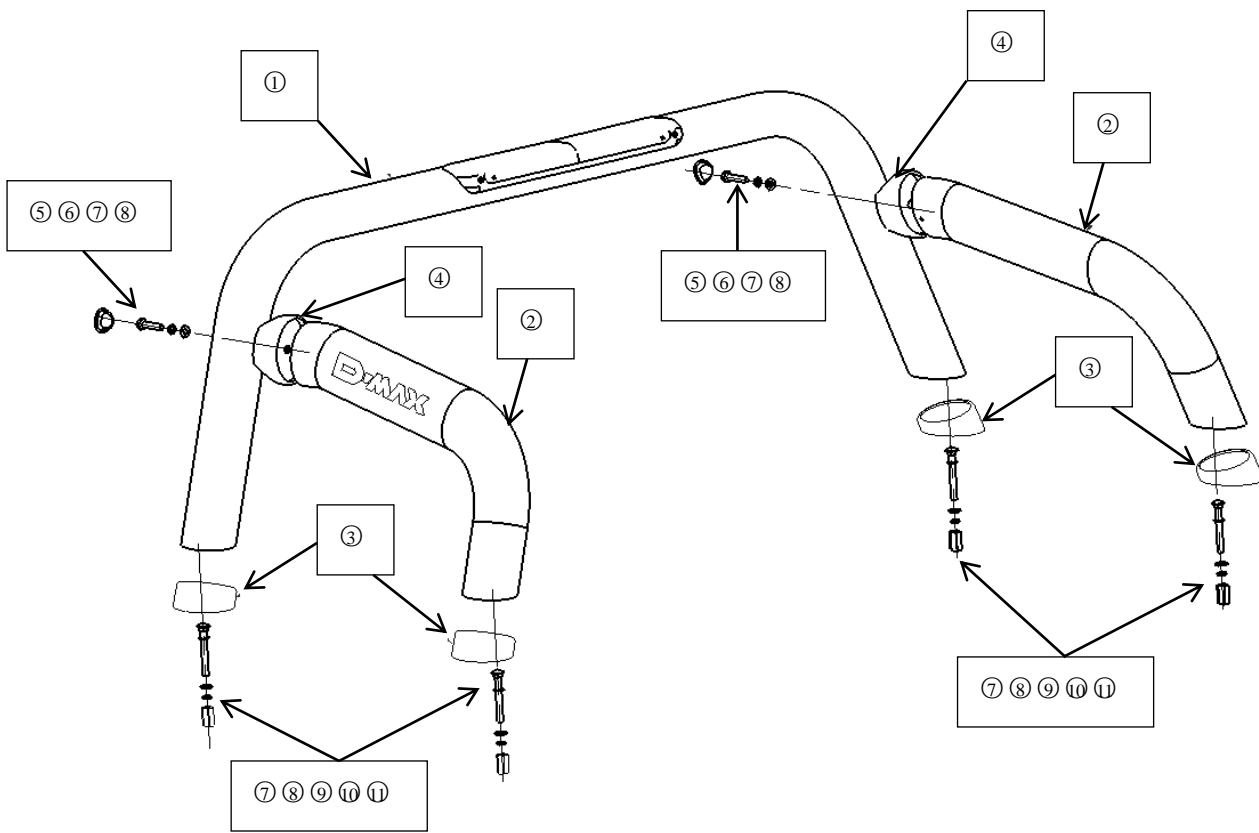
NO.	QTY	PICTURE	NO.	QTY	PICTURE
①	1	 FRONT PIPE	②	2	 SIDE TUBE (EUDIPLURAL)
③	4	 BOTTOM RUBBER COVER (EUDIPLURAL)	④	2	 CONNECTED RUBBER COVER (EUDIPLURAL)
⑤	2	 RUBBER PLUG	⑥	2	 HEX BOLT M10-45
⑦	6	 SPRING WASHER D10	⑧	6	 FLAT WASHER D10(10x20x2mm)

# INSTALLATION INSTRUCTIONS

⑨	4	 HEX BOLT M10-80	⑩	4	 WASHER D10
⑪	4	 NUT M10-30			

## Installation Steps

### Installation Fig.



Refer to installation Fig. above

## NOTE

Any damages and losses caused by improper installation and application, goes beyond our quality warranty.