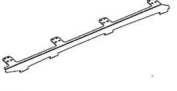








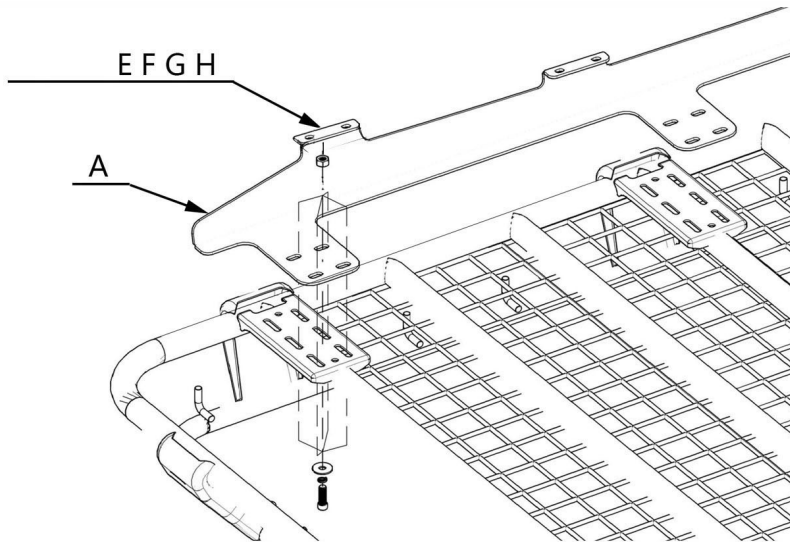


# Accessory list:


 A Mount bracket A (2 pieces)	 B M8X30 bolt (12 pieces)	 C M8 Flat Washer (12 pieces)	 D Rubber Strip (12 pieces)	 E M8 Spring Washer (44 pieces)	 F M8X20 bolt (32 pieces)	 G M8 Increasing Flat Washer (32 pieces)	 H M8 Flange Nut (32 pieces)
 I Installation tool (1 piece)							

## Assembly Instruction:

1. Please check if the accessories is complete according to accessory list.
2. Please refer to below pictures assembling brackets and roof racks.



3. Position the assembled rack on top of the vehicle ,please refer to following picture.



4. Please adjust the roof racks to the best position, tighten all the bolts, the installation is complete.