

INSTALLATION INSTRUCTIONS

Front Bumper Bar Bullbar suitable for Nissan Navara NP300/D23 2015-2018

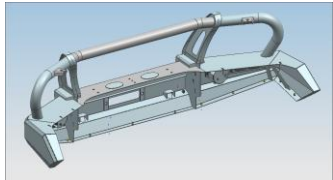
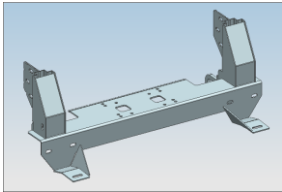
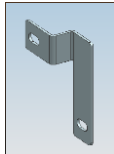
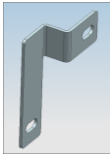
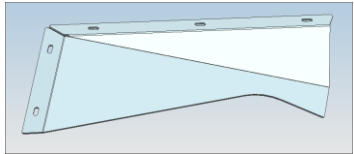
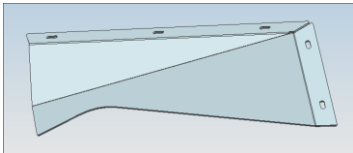
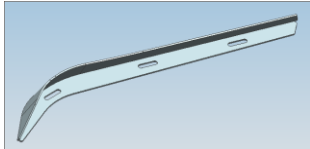
Before Installation

- Please read the instructions completely and carefully
- The figures here are for reference only and may have differences with the actual product you receive, however they share the same method of assembly.

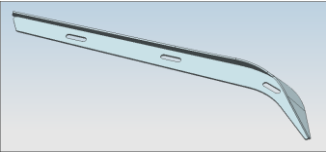
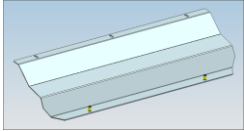





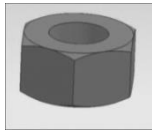


Care and Cleaning

- Mild soap may be used to clean the product.
- Please periodically check and retighten all hardware to ensure maximum life and durability.

Parts list

NO.	QTY	NAME	NO.	QTY	NAME
①	1	Rubber Strip (2000MM)	②	1	 Main bull bar Assembly
③	1	 Winch Frame	④	1	 Bracket (L)
⑤	1	 Bracket (R)	⑥	1	 Skid plate (L)
⑦	1	 Skid plate (R)	⑧	1	 Side wing body (L)

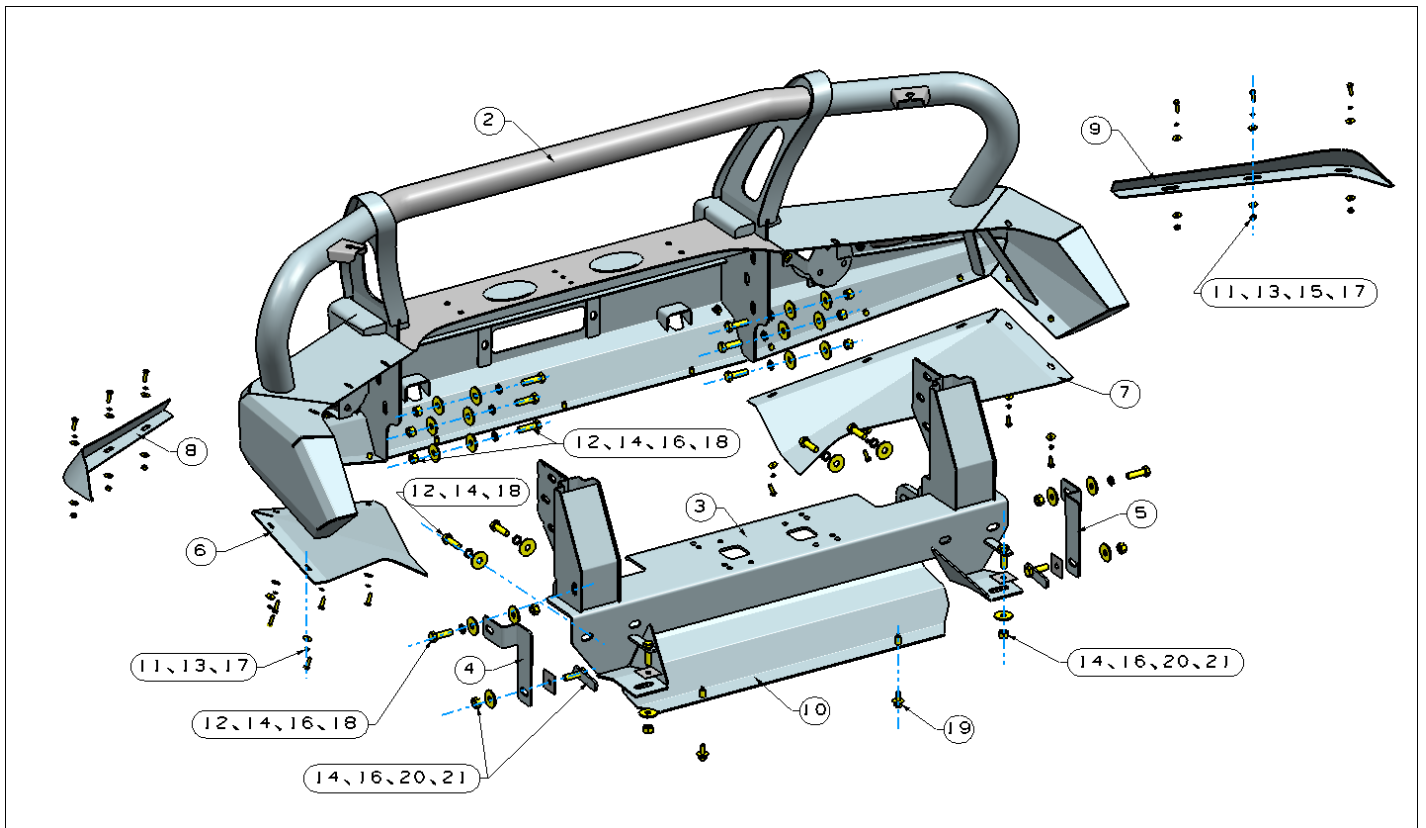
INSTALLATION INSTRUCTIONS

⑨	1	 Side wing body (R)	⑩	1	 Central Skid plate	
⑪	16	 Spring Washer D6	⑫	12	 Spring Washer D12	
⑬	22	 Large Washer D6	⑭	24	 Large Washer D12	
⑮	6	 Hex Nut M6	⑯	12	 Hex Nut M12	
⑰	16	 Hex Bolt M6_20	⑱	12	 Hex Bolt M12_40	
⑲	2	The assembling of hex bolts, spring washer & flat washer M8_25		⑳	4	T-bolt M12(80*20-20)
㉑	4	PVC				

INSTALLATION INSTRUCTIONS

Installation Steps

Installation Fig.



Step 1: Remove the original front bumper and beam.

Step 2: Install the (3) winch frame on vehicle as above picture. You can install the winch now if you need.

Step 3: Install the (4)(5) Brackets on vehicle as above picture, then connect the Brackets and winch frame.

Step 4: Install the (1)(8)(9) on the bull bar as above picture.

Step 5: Connecting the installed bull bar on winch frame.

Step 6: Install the (6)(7)(10) on the bull bar as above picture.

Step 7: Test and make sure that the guard is steadily fixed, fully tighten all hardware.

NOTE

Any damage and loss caused by improper installation and application, goes beyond our quality warranty.